

SMIK
HELMETS



**CATALOGUE
2025**

sunrise silence on a new road
lights and colors
deep in the mind
the last turn
before being back home

Your Dreams, Your journey, Your Style...

#smkisyoud!

SMIK
HELMETS

ABOUT US

Our manufacturing story spans over 40 years, from humble beginnings in a small garage in India to the forefront of helmet manufacturing. As a global leader in the industry, we remain committed to producing the safest, most comfortable and stylish helmets

Our high-quality motorcycle helmets & accessories are meticulously designed, manufactured and tested in-house. We are one of the very few helmet manufacturing companies with a high level of backward-integration giving us complete control over the production cycle, so our riders can be assured the SMK Helmet that they are buying is of consistent high quality.

We boast four state of the art manufacturing facilities that handle all necessary production processes from in-house injection moulding of plastics, automatic painting lines, multi density EPS production, automatic printing lines, CNC & Laser cutting, and stitching lines. Beyond this the company houses an ultra-modern design, development and tooling centre. We also have access to boast in-house VCA approved testing laboratory that conducts thorough reviews of our helmets in accordance with international safety homologations.

We are proud to be pioneers in creating exceptional motorcycle helmets. Our factories are located just outside New Delhi, India. Our team consists of 3000+ skilled and passionate employees including our designers who are strategically located across the globe, so they understand the requirements of different local markets and unique riding conditions

SMK Helmets are proudly sold across the world and we have established a solid reputation for consistently providing premium quality helmets with exceptional craftsmanship, world class safety and great style.

SMK
HELMETS



12
Millions

Helmets Production
Capacity
per year



40000
Visors Produced
per day



70000
m² Factory Area



3000+
Workforce



Manufacturing
helmets
since
1972



Exports in
70+
Countries



INDEX

FULL FACE HELMETS

BIONIC YOUTH	06
BIONIC ADULT	10
STELLAR	16
NOVA	30
RETRO	34
TYPHOON	42
AGNAR	54
TITAN	58
TITAN CARBON	64

FLIP-UP HELMETS

GULLWING	70
----------	----

OFF ROAD

ALLTERRA	78
----------	----

DUAL SPORT

ARES	86
------	----

OPEN FACE HELMETS

LAMINAR	90
RETRO JET	94
GTJ	102

ACCESSORIES

TOPBOX	108
COLOR VISORS	112



FULL FACE

BIONIC YOUTH

SHELL	— S —		
EPS	S		
HELMET SIZE	Y-S	Y-M	Y-L
EU	48	50	52
WEIGHT	1300 GMS (± 50 GMS)		

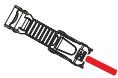
TECHNICAL FEATURES



1 SHELL SIZE



MULTI DENSITY EPS



QUICK RELEASE STRAP



PADDED COMFORT CHIN STRAP



CHANNELED AIR INTAKES AND EXHAUSTS




CHIN AND TOP AIR VENTS



BREATHABLE & HYPOALLERGENIC LINER



REMOVABLE & WASHABLE LINER



MOISTURE MANAGEMENT ANTISTATIC FABRIC



WIND PROTECTOR



BREATH DEFLECTOR



PINLOCK® 70 READY VISOR



ONE TOUCH QUICK RELEASE VISOR



SCRATCH RESISTANT VISOR



SPEAKER POCKETS



ENERGY IMPACT RESISTANT THERMOPLASTIC



ANTI-MIST VISOR POSITION



The SMK BIONIC YOUTH helmet is thoughtfully crafted to meet the unique needs of young riders and smaller heads, combining safety, comfort, and style for children eager to explore the world on two wheels. Its compact, lightweight design is as captivating as it is protective, fully compliant with the highest safety standards.

Key features include a Pinlock®70 ready, one-touch quick-release visor, full air vent coverage, and removable, washable liners made from hypoallergenic fabrics for long-lasting comfort. The quick-release buckle with strap ensures a secure fit for every ride.

With the Bionic Youth range, you can protect your loved ones in style and safety. SMK is now for your kids, too!



BIONIC YOUTH

RANGE

SOLID



MATT BLACK MA 200



WHITE GL 100



HI VISION HV 400

CHIMPZ



MA 264



MA 261



MA 267

SPLASH



GL 124





GL 154



FULL FACE

BIONIC ADULT

SHELL						
EPS	M	M	M	L	L	L
SIZE	XS	S	M	L	XL	XXL
EU	54	55	57	59	61	62
WEIGHT	1450 GMS			1570 GMS		
	[± 50 GMS]					

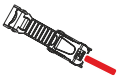
TECHNICAL FEATURES



2 SHELL SIZES



MULTI DENSITY EPS



QUICK RELEASE STRAP



PADDED COMFORT CHIN STRAP



CHANNELED AIR INTAKES AND EXHAUSTS




CHIN AND TOP AIR VENTS



BREATHABLE & HYPOALLERGENIC LINER



REMOVABLE & WASHABLE LINER



MOISTURE MANAGEMENT ANTISTATIC FABRIC



WIND PROTECTOR



BREATH DEFLECTOR



PINLOCK 70

PINLOCK® 70 READY VISOR



ONE TOUCH QUICK RELEASE VISOR



SCRATCH RESISTANT VISOR



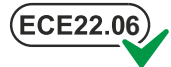
SPEAKER POCKETS



ENERGY IMPACT RESISTANT THERMOPLASTIC



ANTI-MIST VISOR POSITION



The SMK BIONIC ADULT is a full-face helmet crafted for everyday riders, balancing comfort with the highest safety standards. Its sleek, sophisticated design appeals to both beginners and experienced riders alike. With multiple shell sizes, multi-density EPS, and a luxurious inner liner, the Bionic Adult delivers a perfect blend of comfort and elegance.

Packed with features for ultimate convenience, it includes a Pinlock®70 ready, one-touch quick-release visor, air vents for optimal airflow on long rides, removable and washable liners, hypoallergenic fabrics, and a quick-release buckle for a secure, easy fit.

Wherever your journey takes you, the SMK BIONIC ADULT is built to provide safety, style, and comfort every step of the way.

FULL FACE

BIONIC ADULT

RANGE

SOLID



BLACK GL 200



MATT BLACK MA 200



WHITE GL 100



NARDO GREY MA 600



HI VISION HV 400

KORE

NEW GRAPHIC



GL 153



GL 163



GL 159

BIONIC ADULT RANGE

KORE

NEW GRAPHIC



GL 236



GL 251



GL 254



MA 263



MA 253



MA 854

OUTLINE



MA 215



GL 128



FULL FACE

BIONIC ADULT

RANGE

SMKHELMETS.COM

AERIX



GL 128



MA 274



MA 880



MA 280



GL 255

SMK




















FULL FACE

STELLAR

SHELL	M		L			
EPS	M	M	L	L	L	L
HELMET SIZE	XS	S	M	L	XL	XXL
EU	54	55	57	59	61	62
WEIGHT	1425 GMS		1570 GMS			
	(± 50 GMS)					

TECHNICAL FEATURES

	2 SHELL SIZES		MOISTURE MANAGEMENT ANTISTATIC FABRIC
	MULTI DENSITY EPS		WIND PROTECTOR
	QUICK RELEASE STRAP		BREATH DEFLECTOR
	PADDED COMFORT CHIN STRAP		PINLOCK® 70 READY VISOR
	CHANNELED AIR INTAKES AND EXHAUSTS		QUICK RELEASE VISOR
	CHIN AND TOP AIR VENTS		SCRATCH RESISTANT VISOR
	BREATHABLE & HYPOALLERGENIC LINER		SPEAKER POCKETS
	REMOVABLE & WASHABLE LINER		AERODYNAMIC SPOILER
			ENERGY IMPACT RESISTANT THERMOPLASTIC



ECE22.06

DOT
FMVSS NO. 218
CERTIFIED

The SMK STELLAR, one of our top-selling models, is a full-face helmet designed with cutting-edge materials to deliver unmatched safety and style. Its bold contours and aggressive design make it a standout choice for riders seeking a commanding presence on the road. With its robust build, the STELLAR is lightweight offering a superior fit, for all-day comfort for long rides.

The extra-wide replaceable visor provides an expansive view of the road, while the advanced ventilation system, featuring chin-guard and top air intakes, ensures you stay cool and comfortable in any weather. For added convenience, it comes with speaker pockets, a wind stop, and is Pinlock®70 ready for optimal visibility and comfort.

With the SMK STELLAR, you'll experience the perfect combination of style, safety, and performance on every ride.



FULL FACE

STELLAR

RANGE

SOLID



BLACK GL 200



MATT BLACK MA 200



WHITE GL 100



NARDO GREY MA 600



FLAME BLUE MA 500



WINE RED MA 300

FURY

NEW GRAPHIC



GL 257 C
(CHAMELEON EFFECT)



GL 657



GL 153

STELLAR

RANGE

FURY

NEW GRAPHIC



MA 257



MA 264



MA 266



MA 266C
(CHAMELEON EFFECT)



MA 534

TAOTEI



GL 263



GL 267



GL 268

FULL FACE

STELLAR

RANGE

TAOTEI



GL 265

FARO



MA 266



GL 215



MA 554



MA 264



GL 236

STELLAR

RANGE

GRAFFITI



GL 537



GL 437



GL 837



GL 237

ADOX



MA 672



GL 426



GL 512

FULL FACE

STELLAR

RANGE

ADOX



GL 135



GL 182



MA 266

K-POWER



GL 635



GL 286



GL 267



GL 245



GL 231



GL 253

STELLAR

RANGE

TURBO



GL 234



GL 246



GL 249



GL 286

STAGE



MA 217



MA 551



MA 262

FULL FACE

STELLAR

RANGE

STAGE



MA 163

SWANK



MATT MADA 672



MA 423



MA 124

SMK



SMK



SMK

MTECH

NYRDE

COMMENTS

MTECH

SMK

MTECH

SMK

SMK

SMK

SMK

STELLAR SPORT



MULTI-COLOR SPOILER OPTION AVAILABLE



STELLAR SPORT (SPOILER)

Add a sporty elegance to the stellar performance with SMK Spoiler! SMK Spoiler for Stellar comes in multiple colors.

STELLAR SPORT also offer graphic collection (STELLAR FLARE & STELLAR #UNO SPORT) with graphics integrated onto the spoiler.

FULL FACE

STELLAR SPORT

RANGE



GL 219



GL 275



GL 235

FLARE SPORT

NEW GRAPHIC



GL 284



GL 254



GL 423



GL 215

STELLAR SPORT

RANGE

#UNO SPORT



GL 214



GL 254



GL 263



MA 657

SMK





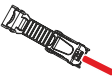














FULL FACE

NOVA



SHELL						
EPS	M	M	M	L	L	L
HELMET SIZE	XS	S	M	L	XL	XXL
EU	54	55	57	59	61	62
WEIGHT	1650 GMS			1650 GMS		
	[± 50 GMS]					

TECHNICAL FEATURES

-  2 SHELL SIZES
-  MULTI DENSITY EPS
-  QUICK RELEASE STRAP
-  PADDED COMFORT CHIN STRAP
-  CHANNELED AIR INTAKES AND EXHAUSTS
-  CHIN AND TOP AIR VENTS
-  BREATHABLE & HYPOALLERGENIC LINER
-  REMOVABLE & WASHABLE LINER
-  MOISTURE MANAGEMENT ANTISTATIC FABRIC
-  WIND PROTECTOR
-  BREATH DEFLECTOR
-  PINLOCK® 70 READY VISOR
-  ONE TOUCH QUICK RELEASE VISOR
-  SCRATCH RESISTANT VISOR
-  SPEAKER POCKETS
-  EYE GLASS EASYFIT
-  **EIRT** ENERGY IMPACT RESISTANT THERMOPLASTIC



Introducing NOVA, the ultimate full-face helmet designed for riders who seek performance, comfort, and style in every journey. Available in two outer shells made from advanced EIRT, NOVA features a sleek and modern shape that combines sporty flair with elegance—perfect for your everyday adventures.

Beyond its eye-catching design, NOVA is built for comfort, with a removable and washable inner liner to keep you feeling fresh no matter the distance. The eyeglass-friendly harness ensures a secure and safe fit for all riders, while the one-touch visor, optically corrected for clarity, provides an ultra-wide field of vision and is Pinlock® 70 ready to tackle any weather. NOVA's superior ventilation system, equipped with chin windstops and a nose deflector, channels air efficiently to keep you cool and comfortable on the go. Its multi-density EPS not only enhances air circulation but also offers maximum protection.

Whether you're commuting or cruising for leisure, NOVA is your perfect companion for a safe, smooth, and thrilling ride!

FULL FACE

NOVA

RANGE

SOLID

NEW



BLACK GL 200



MATT BLACK MA 200



WHITE GL 100



NARDO GREY MA 600



ANTHRACITE GLDA 600

SUPER

NEW GRAPHIC



GL 557



GL 585



GL 159

NOVA

RANGE

SUPER

NEW GRAPHIC



MA 268



MA 631



MA 571
















SMK



FULL FACE
RETRO

SHELL	M		L		
EPS	M	M	L	L	L
HELMET SIZE	XS	S	M	L	XL
EU	54	55	57	59	61
WEIGHT	1550 GMS		1650 GMS		
	[± 50 GMS]				

TECHNICAL FEATURES

- 
2 SHELL SIZES
- 
MULTI DENSITY EPS
- 
DOUBLE D RING STRAP
- 
PADDED COMFORT CHIN STRAP
- 
CHIN AND TOP AIR VENTS
- 
BREATHABLE & HYPOALLERGENIC LINER
- 
REMOVABLE & WASHABLE LINER
- 
MOISTURE MANAGEMENT ANTISTATIC FABRIC
- 
PINLOCK® 70 READY VISOR
- 
QUICK RELEASE VISOR
- 
SCRATCH RESISTANT VISOR
- 
NECK ROLL
- 
ENERGY IMPACT RESISTANT THERMOPLASTIC
- 
ENHANCED AIRFLOW SYSTEM
- 
GOGGLE STRAP



There's nothing like the SMK RETRO - where classic style meets modern protection. This full-face helmet is a fresh take on a timeless design, built with advanced impact absorption materials to deliver superior safety on every ride. With 2 different shell sizes, multi density EPS and a genuine leather inner liner for a luxurious feel, SMK Retro provides both comfort and elegance.

The Pinlock® 70 ready visor offers exceptional clarity, while the helmet's versatility lets you take customization to the next level. With the included tool, easily swap the visor or switch out the multi-color side plates to create a new look. For even more retro flair, remove the visor and side plates to wear it with your favorite goggles.

With the SMK RETRO, you're not just riding—you're defining your own style.

FULL FACE
RETRO
RANGE

SOLID



WHITE GL130



BLACK GL 240



BLACK MA 230

ELECTRO



GL 514



GL 523



GL 125



MA 621

INFERNO



GL 577



GL 558



GL 555



GL 266



GL 347



GL 243

RANCHERO



GL 557



GL 287



GL 527

FULL FACE
RETRO
RANGE

RANCHERO



GL 531



MA 321



MA 828



GL 821



GL 152

RANKO



GL 213



GL 653



MA 626

RANKO



GL 574



GL 428

SEVEN



GL 130



MA 540



GL 720



MA 260



FULL FACE RETRO



MULTI-COLOR SIDE PLATES OPTION AVAILABLE



FULL FACE | RETRO

Bored with having the same helmet? Aren't you in the same mood as yesterday and want to change? Which SMK are you today?



Simply use the Retro tool and do it!

Change your visor or remove visor and put goggles or simply refresh your helmet look by putting new colourful side plates!



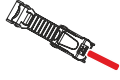
















FULL FACE

TYPHOON

SHELL						
HELMET EPS SIZE	S	S	S	L	L	L
EU	54	55	57	59	61	62
WEIGHT	1575 GMS			1675 GMS		
	(± 50 GMS)					

TECHNICAL FEATURES

-  2 SHELL SIZES
-  MULTI DENSITY EPS
-  QUICK RELEASE STRAP
-  PADDED COMFORT CHIN STRAP
-  CHANNELED AIR INTAKES AND EXHAUSTS
-  CHIN AND TOP AIR VENTS
-  BREATHABLE & HYPOALLERGENIC LINER
-  REMOVABLE & WASHABLE LINER
-  MOISTURE MANAGEMENT ANTISTATIC FABRIC
-  WIND PROTECTOR
-  BREATH DEFLECTOR
-  PINLOCK® 70 READY VISOR
-  QUICK RELEASE VISOR
-  SCRATCH RESISTANT VISOR
-  DUAL VISOR SYSTEM
-  SPEAKER POCKETS
-  ENERGY IMPACT RESISTANT THERMOPLASTIC



The SMK TYPHOON is a full-face helmet designed for sports tourers and daily commuters who demand a perfect blend of style, safety, and comfort. Its compact, aerodynamic shell ensures quite rides, while multiple shell sizes, multi-density EPS, washable all-weather liners offer exceptional comfort and protection.

Whether you prefer bold graphics or sleek solid colors, the TYPHOON gives you the freedom to choose a style that suits your personality.

Equipped with a complete ventilation system, including mouth and top vents, this helmet keeps you cool on long journeys. The Pinlock®70 ready visor and easy-to-operate inner sun visor ensure clear vision and safety in all weather conditions. With the SMK TYPHOON, every ride is quiet, comfortable, and stylish.

FULL FACE

TYPHOON

RANGE



BLACK GL 200



MATT BLACK MA 200



WHITE GL 100

SOLID



NARDO GREY MA 600



ANTHRACITE GLDA 600



HI VISION HV 400



FLAME BLUE MA 500



WINE RED MA 300



SHARKSKIN BLUE
GL 500

TYPHOON

RANGE



GL 264



GL 213



GL 135



GL 263



GL 554



MA 817



MA 254



GL 257

AZONIX

NEW GRAPHIC

FULL FACE

TYPHOON

RANGE



GL 651



GL 534



MA 585



MA 231



MA 672



MA 275



GL 135

SPORTS TOURER

NEW GRAPHIC

TYPHOON

RANGE

AEROT



GL 632



GL 545



GL 552



MA 878



MA 266

MYSTIC



MA 884



GL 551



GL 553

FULL FACE

TYPHOON

RANGE

MYSTIC



GL 336



GL 295



MA 554

FREERIDE



GL 245



GL 627



MA 246



GL 156



GL 236



MA 251

TYPHOON

RANGE

FREERIDE



GL 152

STYLE



GL 275



GL 236



GL 254



GL 234



MA 266



MA 235

FULL FACE

TYPHOON

RANGE

STYLE



GL 247



GL 136

REPTILE



GL 273



GL 267



GL 255



GL 284



GL 277

TYPHOON

RANGE

THORN



GL 543



MA 276



GL 251



MA 848



GL 136

RD1



MA 235



GL 136



MA 287



SMK

FULL FACE

TYPHOON

RANGE

RD1



GL 186



MA 264



MA 246





MA 216

SMK



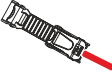



















FULL FACE

AGNAR

SHELL						
EPS	M	M	M	L	L	L
HELMET SIZE	XS	S	M	L	XL	XXL
EU	54	55	57	59	61	62
WEIGHT	1675 GMS			1730 GMS		
	(± 50 GMS)					

TECHNICAL FEATURES

-  2 SHELL SIZES
-  MULTI DENSITY EPS
-  QUICK RELEASE STRAP
-  PADDED COMFORT CHIN STRAP
-  CHANNELED AIR INTAKES AND EXHAUSTS
-  CHIN AND TOP AIR VENTS
-  BREATHABLE & HYPOALLERGENIC LINER
-  REMOVABLE & WASHABLE LINER
-  MOISTURE MANAGEMENT ANTISTATIC FABRIC
-  WIND PROTECTOR
-  BREATH DEFLECTOR
-  PINLOCK® 70 READY VISOR
-  ONE TOUCH QUICK RELEASE VISOR
-  SCRATCH RESISTANT VISOR
-  DUAL VISOR SYSTEM
-  SPEAKER POCKETS
-  EYE GLASS EASYFIT
-  ANTI-MIST VISOR POSITION
-  ENHANCED AIRFLOW SYSTEM
-  ENERGY IMPACT RESISTANT THERMOPLASTIC



The SMK Agnar full-face helmet combines bold design with exceptional safety features, setting a new benchmark in both style and performance.

Engineered using aerodynamic principles, it boasts multiple shell sizes, a robust EIRT shell, and multi-density EPS for a secure fit and enhanced protection. The Agnar offers an extra-wide, one-touch replaceable visor, advanced channeled air intakes and exhausts, an internal retractable sun visor, wind stop, and Pinlock 70® ready visors. For added convenience, it includes Bluetooth pockets, eyeglass channels, and plush, detachable, washable liners.

With its premium features and outstanding fit, the Agnar is built to elevate every ride.

FULL FACE

AGNAR

RANGE

SOLID



BLACK GL 200



MATT BLACK MA 200



WHITE GL 100



NARDO GREY MA 600



ANTHRACITE GLDA 600



WINE RED MA 300

TEKTRON

NEW GRAPHIC



GL 163



MA 261



MA 263

AGNAR
RANGE

TEKTRON

NEW GRAPHIC



MA 264



MA 265



GL 558





MA 664


SMK



FULL FACE
TITAN

SHELL						
HELMET EPS SIZE	S	S	L	L	L	L
EU	54	55	57	59	61	62
WEIGHT	1 650 GMS		1 750 GMS			
	(± 50 GMS)					

TECHNICAL FEATURES

-  2 SHELL SIZES
-  MULTI DENSITY EPS
-  QUICK RELEASE STRAP
-  PADDED COMFORT CHIN STRAP
-  CHANNELED AIR INTAKES AND EXHAUSTS
-  CHIN AND TOP AIR VENTS
-  BREATHABLE & HYPOALLERGENIC LINER
-  REMOVABLE & WASHABLE LINER
-  MOISTURE MANAGEMENT ANTISTATIC FABRIC
-  WIND PROTECTOR



BREATH DEFLECTOR



PINLOCK® 70 FITTED VISOR



QUICK RELEASE VISOR



SCRATCH RESISTANT VISOR



DUAL VISOR SYSTEM



SPEAKER POCKETS



EMERGENCY REMOVABLE CHEEK PADS



ANTI-MIST VISOR POSITION



VISOR LOCK'N'RELEASE SYSTEM



PREMIUM FIBER TECHNOLOGY (PFT)



AERODYNAMIC SPOILER



EYE GLASS EASYFIT



SMK TITAN , engineered for riders who demand top-tier performance, safety, and comfort. Built with Premium Fiber Technology, this helmet offers superior protection while maintaining a sleek & lightweight design. The aggressive, aerodynamic profile makes a bold statement. Its advanced ventilation system keeps you cool and comfortable. For maximum clarity & safety, the extra-wide Pinlock® 70 Fitted visor provides an expansive field of vision and can be securely locked with a one-touch button. The helmet also features a convenient inner sun visor, easily adjustable for varying light conditions. Inside, the super-soft fabric liners and wind stop ensure a snug, comfortable fit that blocks out wind noise and enhances your riding experience.

The SMK TITAN isn't just a helmet—it's your ultimate riding companion.

FULL FACE
TITAN
RANGE

SOLID



BLACK GL 200



MATT BLACK MA 200



WHITE GL 100



NARDO GREY MA 600



ANTHRACITE GLDA 600

CHICANEIRO



MA 627



GL 621



GL 153

CHICANEIRO



MA 264

THE PANTHER



MA 263



MA 264



MA 267



MA 265



GL 259



GL 258

THE PANTHER



GL 217



GL 214



MA 213



MA 215

SLICK



GL 153



GL 123



GL 265

SPORTER



GL 235



GL 248



MA 279



MA 264

FIREFLY



MA 284



GL 513





MA 613

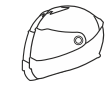


FULL FACE

TITAN CARBON

SHELL						
EPS	S	S	L	L	L	L
HELMET SIZE	XS	S	M	L	XL	XXL
EU	54	55	57	59	61	62
WEIGHT	1550 GMS (± 50 GMS)		1650 GMS			

TECHNICAL FEATURES



2 SHELL SIZES



MULTI DENSITY EPS



QUICK RELEASE STRAP

PADDED COMFORT
CHIN STRAPCHANNELED AIR INTAKES
AND EXHAUSTS

CHIN AND TOP AIR VENTS

BREATHABLE &
HYPOALLERGENIC LINERREMOVABLE &
WASHABLE LINERMOISTURE MANAGEMENT
ANTISTATIC FABRIC

WIND PROTECTOR



BREATH DEFLECTOR

PINLOCK[®] 70PINLOCK[®] 70 FITTED
VISOR

QUICK RELEASE VISOR



SCRATCH RESISTANT VISOR



DUAL VISOR SYSTEM



SPEAKER POCKETS

EMERGENCY REMOVABLE
CHEEK PADS

ANTI-MIST VISOR POSITION



VISOR LOCK'N'RELEASE SYSTEM

PREMIUM CARBON COMPOSITE
FIBER TECHNOLOGY (PCFT)

AERODYNAMIC SPOILER



EYE GLASS EASYFIT



ECE22.06 ✓

DOT
FMVSS NO. 218
CERTIFIED

SMK TITAN CARBON, engineered for riders who demand top-tier performance, safety, and comfort. Built with Premium Carbon Composite Fiber Technology (PCFT), this helmet offers superior protection while maintaining a sleek & lightweight design. The aggressive, aerodynamic profile makes a bold statement. Its advanced ventilation system keeps you cool and comfortable. For maximum clarity & safety, the extra-wide Pinlock[®] 70 Fitted visor provides an expansive field of vision and can be securely locked with a one-touch button. The helmet also features a convenient inner sun visor, easily adjustable for varying light conditions. Inside, the super-soft fabric liners and wind stop ensure a snug, comfortable fit that blocks out wind noise and enhances your riding experience.

The SMK TITAN CARBON isn't just a helmet—it's your ultimate riding companion, combining cutting-edge technology with luxurious comfort for every adventure.

FULL FACE

TITAN CARBON

RANGE

SOLID



GLCA 200

RAZOR

NEW GRAPHIC



GL 234



GL 235



GL 236



GL 254



GL 261



GL 263

TITAN CARBON

RANGE

RAZOR

NEW GRAPHIC



GL 268



GL 294

T-RACE



GL 275



GL 263



GL 246

NERO



GL 236



GL 261



GL 263



Ciao Massimo!

SMK

FULL FACE

TITAN CARBON

RANGE

SMKHELMETS.COM

NERO



GL 256





GL 264

SMK



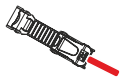

















FLIP UP

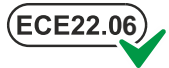
GULLWING

SHELL								
EPS	M	M	M	L	L	XL	XL	XL
HELMET SIZE	XS	S	M	L	XL	XXL	XXXL	XXXXL
EU	54	55	57	59	61	62	64	65
WEIGHT	1 750 GMS					1 850 GMS (± 50 GMS)		

TECHNICAL FEATURES

-  2 SHELL SIZES
-  MULTI DENSITY EPS
-  QUICK RELEASE STRAP
-  PADDED COMFORT CHIN STRAP
-  CHANNELED AIR INTAKES AND EXHAUSTS
-  CHIN AND TOP AIR VENTS
-  BREATHABLE & HYPOALLERGENIC LINER
-  REMOVABLE & WASHABLE LINER

-  MOISTURE MANAGEMENT ANTISTATIC FABRIC
-  WIND PROTECTOR
-  BREATH DEFLECTOR
-  PINLOCK® 70 READY VISOR
-  ONE TOUCH QUICK RELEASE VISOR
-  SCRATCH RESISTANT VISOR
-  DUAL VISOR SYSTEM
-  SPEAKER POCKETS
-  ENERGY IMPACT RESISTANT THERMOPLASTIC
-  P/J CERTIFIED



The SMK GULLWING is a versatile flip-up helmet designed for tourers and everyday commuters, offering a comfortable fit and a dynamic outer shell design. With multiple shell sizes, multi-density EPS, and plush inner liners, it ensures both comfort and safety. Its new single-touch visor replacement mechanism adds to the convenience, while the double P/J homologation allows it to function as both an open-face and full-face helmet for maximum safety.

The intelligently crafted ventilation system, with air intakes on the top and mouth areas, along with the Pinlock®-ready visor, guarantees comfort even in extreme weather conditions, making it ideal for long rides and daily commutes alike.

The GULLWING also features an internal retractable sun visor, wind stop, and Pinlock®70 ready visor for enhanced visibility. Available in sleek solid colors and high-visibility graphics, it delivers both style and safety in one complete package.



FLIP UP

GULLWING

RANGE

SOLID



BLACK GL 200



MATT BLACK MA 200



WHITE GL 100



NARDO GREY MA 600



ANTHRACITE GLDA 600



HI VISION HV 400



FLAME BLUE MA 500



WINE RED MA 300



GL 213



GL 253



GL 234



GL 238



GL 254



MA 248



MA 263



MA 264



MA 268

VENTURE

NEW GRAPHIC

FLIP UP

GULLWING

RANGE



GL 219



GL 158



GL 263

CHARGER

NEW GRAPHIC



GL 458



GL 585



MA 254



MA 259



MA 257



MA 285

GULLWING

RANGE

NAVIGATOR



GL 513



MA 264



MA 551



GL 263

SUPERTOUR



GL 153



MA 765



GL 633

FLIP UP

GULLWING

RANGE

SUPERTOUR



GL 654



MA 661

TOURLEADER



GL 363



GL 646



MA 747



MA 626

GULLWING

RANGE

KRESTO



GL 169



MA 264



MA 288



MA 551

TEKKER



GL 217



MA 265





MA 264



OFF ROAD

ALLTERRA

SHELL						
EPS	M	M	M	L	L	L
HELMET SIZE	XS	S	M	L	XL	XXL
USA	54	55	57	59	61	62
WEIGHT	1300 GMS			1400 GMS (± 50 GMS)		

TECHNICAL FEATURES




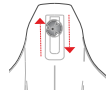
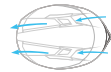
2 SHELL SIZES

BREATHABLE &
HYPOALLERGENIC LINER

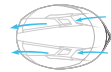
MULTI DENSITY EPS

REMOVABLE &
WASHABLE LINER

DOUBLE D RING STRAP

MOISTURE MANAGEMENT
ANTISTATIC FABRICPADDED COMFORT
CHIN STRAPADJUSTABLE MULTI-POSITION
SUN PEAK MECHANISMCHANNELED AIR INTAKES
AND EXHAUSTS

ENHANCED AIRFLOW SYSTEM

CHIN, FRONT AND TOP
AIR VENTS**EIRT**ENERGY IMPACT RESISTANT
THERMOPLASTIC

ECE22.06



DOT
FMVSS NO. 218
CERTIFIED

The SMK ALLTERRA is a motocross helmet designed for off-road enthusiasts, developed in collaboration with leading MX experts. With multiple shell sizes, multi-density EPS, and firm yet plush inner liners, it guarantees both superior comfort and safety on rugged trails.

The helmet features an adjustable, removable peak, and its washable, hypoallergenic liner is equipped with anti-moisture management and antistatic properties, keeping you fresh and ready for any adventure. The channeled ventilation system with multiple air vents and exhausts ensures optimal airflow for maximum comfort during intense rides.

Designed for the ultimate off-road experience, the extra-wide eye opening is perfect for securely fitting MX goggles, providing an excellent field of vision on the track. The SMK ALLTERRA is available in bold graphics and solid colors, making it the perfect combination of style, safety, and performance for offroad riders.



OFF ROAD

ALLTERRA

RANGE

SOLID



MATT BLACK MA 260



WHITE GL 120



NARDO GREY MA 600



ANTHRACITE MADA 620



HI VISION HV 420



HI VISION HV 720



FLAME BLUE MA 500



WINE RED MA 300



SHARKSKIN BLUE GL 500

ALLTERRA

RANGE



GL 123



GL 259



GL 261



GL 321



GL 521



GL 627



GL 624



GL 632

MAVERIX

NEW GRAPHIC

OFF ROAD

ALLTERRA

RANGE

BULLDOZER



GL 462



GL 617



GL 153



MA 267

X-ACES

CHROME GRAPHIC



GL 253



GL 627



GL 264

ALLTERRA

X-ACES

CHROME GRAPHIC



GL 657

X-THROTTLE



GL 132



MA 682



GL 422



MA 575



MA 525

ALLTERRA

RANGE

X-POWER



GL 154



GL 126



GL 557



GL 649



GL 153

SLOPE



GL 230



GL 420



GL 250

ALLTERRA

RANGE

TRIBOU



GL 527



GL 453



GL 123

FULMINE



GL 174



GL 457





GL 651

SMK



DUAL SPORT

ARES

SHELL						
EPS	M	M	M	L	L	L
HELMET SIZE	XS	S	M	L	XL	XXL
EU	54	55	57	59	61	62
WEIGHT	1575 GMS (± 50 GMS)			1625 GMS (± 50 GMS)		

TECHNICAL FEATURES



2 SHELL SIZES




MULTI DENSITY EPS



QUICK RELEASE STRAP

PADDED COMFORT
CHIN STRAPCHANNELED AIR INTAKES
AND EXHAUSTS

CHIN AND TOP AIR VENTS

BREATHABLE &
HYPOALLERGENIC LINERREMOVABLE &
WASHABLE LINERMOISTURE MANAGEMENT
ANTISTATIC FABRIC

WIND PROTECTOR



BREATH DEFLECTOR

PINLOCK® 70

PINLOCK® 70 READY
VISOR

QUICK RELEASE VISOR



SCRATCH RESISTANT VISOR



SPEAKER POCKETS



EYE GLASS EASYFIT



DUAL VISOR SYSTEM



ENHANCED AIRFLOW SYSTEM

EXTENDED PEAK FOR DUST
PROTECTION (DETACHABLE)**EIRT**ENERGY IMPACT RESISTANT
THERMOPLASTIC

ECE22.06 ✓

DOT
FMVSS NO. 218
CERTIFIED

Introducing the ARES, the latest dual sport helmet from SMK Helmets. This helmet offers a perfect combination of style, protection, and versatility. Equipped with a functional sun peak, visor, and built-in sun visor. The removable and washable inner liner features moisture-wicking, antistatic fabric, ensuring long-lasting comfort, while the cheek pads are designed for extended rides. The eyeglass-friendly liner guarantees a secure fit, enhancing safety for all riders. With integrated chin wind stops and a nose deflector, the helmet's efficient ventilation system channels air to keep your face cool and fresh. The multi-density EPS ensures optimal airflow and impact absorption, keeping you comfortable and secure. The quick release visor offers an optically correct, extra-wide field of vision, and is Pinlock® 70 ready, ensuring clear visibility in any weather. Combined with the easy-to-use sun visor and external sun peak which can be easily detached, the ARES provides ultimate protection, whether you're facing harsh sun or rainy conditions. ARES promises to elevate your riding experience, whether it's on or off-road.



DUAL SPORT

ARES

RANGE



DUAL SPORT

ARES

RANGE

SOLID



BLACK GL 200



MATT BLACK MA 200



WHITE GL 100



NARDO GREY MA 600



ANTHRACITE GLDA 600

SMK



OPEN FACE

LAMINAR

SHELL						
EPS	M	M	L	L	XL	XL
HELMET SIZE	XS	S	M	L	XL	XXL
EU	54	55	57	59	61	62
WEIGHT	1175 GMS			1300 GMS		
	[± 50 GMS]					

TECHNICAL FEATURES




3 SHELL SIZES



REMOVABLE & WASHABLE LINER



MULTI DENSITY EPS



MOISTURE MANAGEMENT ANTISTATIC FABRIC



QUICK RELEASE STRAP



QUICK RELEASE VISOR



PADDED COMFORT CHIN STRAP



SCRATCH RESISTANT VISOR



CHANNELED EXHAUSTS



ALTERNATIVE STYLE VISOR (CHOPPER VISOR)



TOP AIR VENTS



ENERGY IMPACT RESISTANT THERMOPLASTIC



BREATHABLE & HYPOALLERGENIC LINER



The SMK Laminar is our latest trendy and cool open-face helmet, designed for both young and experienced riders who want to conquer the urban jungle. Built with advanced impact-absorbing materials for enhanced safety, it comes in three different shell sizes to ensure a perfect fit. With multi-density EPS and luxurious, washable, and antistatic inner liners, the Laminar provides a comfortable ride. Choose between two unique visor styles: the standard long visor or the shorter, goggle-style visor for added versatility.



OPEN FACE

LAMINAR

RANGE

SOLID



BLACK GL 200



MATT BLACK MA 200



WHITE GL 100



ANTHRACITE GLDA 600



HI VISION HV 400



MIDNIGHT BLUE GL 500

STARZ

NEW GRAPHIC



GL 276



GL 435



GL 535

LAMINAR
RANGE

STARZ

NEW GRAPHIC



GL 654



GL 565



MA 235



MA 257



MA 663

SMK



SMK

SMK

OPEN FACE

RETRO JET

SHELL	M		L		
EPS	M	M	L	L	L
HELMET SIZE	XS	S	M	L	XL
USA	54	55	57	59	61
WEIGHT	1350 GMS		1450 GMS (± 50 GMS)		

TECHNICAL FEATURES



2 SHELL SIZES



MULTI DENSITY EPS



DOUBLE D RING STRAP

PADDED COMFORT
CHIN STRAP

TOP AIR VENTS

BREATHABLE &
HYPOALLERGENIC LINERREMOVABLE &
WASHABLE LINERMOISTURE MANAGEMENT
ANTISTATIC FABRICSCRATCH RESISTANT
VISOR

NECK ROLL

EIRTENERGY IMPACT RESISTANT
THERMOPLASTIC

ECE22.06 ✓

DOT
 FMVSS NO. 218
 CERTIFIED

Retro Jet: Timeless Style Meets Modern Protection!

The RETRO JET is an open-face helmet that combines classic design with cutting-edge safety features. Crafted from advanced impact absorption materials, it delivers superior protection for riders. The addition of genuine leather cushioning enhances both comfort and style, giving the helmet a luxurious feel. Its long and wide visor ensures a broad field of vision, perfect for a smooth, safe ride.

With the included tool, you can easily swap out the visor and customize the helmet with multi-color side plates, allowing you to create a look that's uniquely yours. For a retro flair, you can remove the visor and side plates to wear the helmet with goggles or mix and match colors for a fresh, personalized style.

The RETRO JET is a perfect blend of vintage charm and modern performance—classic never goes out of style!



OPEN FACE

RETRO JET

RANGE

SOLID



BLACK GL 240



MATT BLACK MA 230



PEARL WHITE GL 130

CARRETERA



MA 517



MA 722



MA 277



MA 714



MA 662



MA 263

RETRO JET

RANGE



GL 435



MA 274



MA 287

PINSTRIPE



MA 666



GL 578



GL 166



GL 499

OPEN FACE

RETRO JET

REBEL



MA 266



MA 263



GL 746



GL 153

SEVEN



MA 260



GL 720



GL 540

OPEN FACE

SMKHELMETS.COM

RETRO JET

RANGE

SEVEN



GL 130

SMK



OPEN FACE
RETRO JET



MULTI-COLOR SIDE PLATES OPTION AVAILABLE



OPEN FACE | **RETRO JET**

Bored of seeing the same helmet every day? Change your mood with the flick of a few switches and completely transform the look of your helmet. Retro Jet comes with the unique transformation kit which you let you conveniently mix and match different aspects of the helmet such as the visors or the side plates. Which SMK are you today? Simply use the Retro tool change your look!





SMK

SMK

MAC

OPEN FACE

GTJ

SHELL						
EPS	M	M	M	L	L	L
HELMET SIZE	XS	S	M	L	XL	XXL
EU	54	55	57	59	61	62
WEIGHT	1450 GMS			1550 GMS		
	[± 50 GMS]					

TECHNICAL FEATURES



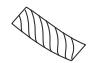
2 SHELL SIZES




MULTI DENSITY EPS



QUICK RELEASE STRAP

PADDED COMFORT
CHIN STRAPCHANNELED AIR INTAKES
AND EXHAUSTS

TOP AIR VENTS

BREATHABLE &
HYPOALLERGENIC LINERREMOVABLE &
WASHABLE LINERMOISTURE MANAGEMENT
ANTISTATIC FABRIC

QUICK RELEASE VISOR



SCRATCH RESISTANT VISOR



DUAL VISOR SYSTEM



SPEAKER POCKETS



ENERGY IMPACT RESIST(EIRT)



EYE GLASS EASYFIT

ECE22.06
DOT
FMVSS NO. 218
CERTIFIED

The SMK GTJ is an elegant and sporty open-face helmet designed for tourers and urban riders who appreciate the finest details. The helmet features two shell sizes for an optimized fit, ensuring maximum comfort on long journeys. With its sleek shape, smart graphics, and solid colors, it effortlessly blends style with functionality.

Equipped with a wide, anti-scratch shield, the GTJ offers exceptional visibility and safety while riding. The internal retractable sun visor can be easily operated with a simple gesture, providing convenience in varying light conditions.

An efficient ventilation system, featuring multiple air vents and exhausts at the back, ensures optimal airflow, keeping you comfortable even during extended rides and extreme weather. Experience the perfect combination of sophistication and performance with the GTJ helmet.



OPEN FACE

GTJ

RANGE

SOLID



BLACK GL 200



MATT BLACK MA 200



WHITE GL 100



NARDO GREY MA 600



FLAME BLUE MA 500



WINE RED MA 300

ROVER

NEW GRAPHIC



GL 153



GL 283



GL 615

GTJ
RANGE

ROVER

NEW GRAPHIC



GL 659



GL 662



MA 624



MA 872



MA 771

LIBERO



GL 513



GL 153



MA 251

OPEN FACE

GTJ

RANGE

LIBERO



GL 157

TOURER



MA 545



GL 614



GL 727



GL 135



GL 363



GL 515

ESCAPE



GL 236



MA 213



MA 257



GL 575



MA 264

SMK



TOP CASE

TCR 291N

SIZE : 29 LITERS

TECHNICAL FEATURES



MAXIMUM LOAD 5KG



SINGLE KEY SECURITY SYSTEM



SAFETY REFLECTANT INSERT



INSIDE SOFT RUBBER MAT



EASY TO REMOVE AND CARRY



HANDLE



BACKREST



BASE PLATFORM



BACKREST

Whether you're embarking on an adventurous journey or enjoying a leisurely ride, extra storage is always essential. Introducing the SMK Top Case, offering 29 liters of additional space to securely accommodate your belongings, allowing you to ride with peace of mind. The SMK Top case easily accommodates all of SMK Helmet models. Designed for convenience, the top case doubles as personal luggage—simply detach it from your bike and carry it like a suitcase, ensuring seamless functionality both on and off the road.



TCR 291N

RANGE

SOLID



FLAME BLUE



CHERRY RED



BLACK



MILITARY GREEN



GUN GREY

SMK



SMK

SMK

ACR
MTECH
PRO-PLA
KIP

DAINESE

SCORCA

SMK

VISOR SELECTION


MULTIPLE COLOR VISORS OPTIONS AVAILABLE FOR FULL FACE , FLIP-UP AND OPEN FACE HELMETS



SMOKE



GREY MIRROR



RAINBOW MIRROR



BLUE MIRROR



LIGHT BLUE MIRROR



GOLD MIRROR



YELLOW MIRROR



CHOPPER VISOR
(AVAILABLE FOR LAMINAR ONLY)



Premium Composite Carbon Fiber Technology



Premium Fiber Technology



Energy Impact Resistant Thermoplastic



1 Shell - 2 Shells - 3 Shells



Multi Density EPS:

Provides maximum all-round head protection during any unfortunate impact



Top Air Vents:

Provides rider with fresh air while riding, aiding rider comfort



Chin Air Vents:

Air intakes on the chinguard of the helmet for increased air flow on the rider's face while riding, aiding to rider's comfort



Hot Air Exhaust:

Helps in directing hot air within the helmet outwards for rider comfort during extended usage



Channeled Exhausts:

Movement of air through the liners provides maximum comfort to the rider during extended usage



Scratch Resistant Visor:

Protective layer coated for preventing scratches on visor during regular use, maintaining visibility and safety



Quick Release Visor:

Convenient to the rider for easier changing visors when required



Pinlock Antifog:

Patented Pinlock technology for prevention of shield fogging during riding in cold and humid weather



Dual Visor System:

Retractable visor, reduces the sun's glare without replacing visors providing safety and comfort while riding



Breath Deflector:

Deflects moist air, due to breath, away from visor, maintaining rider visibility



Wind Protector:

Protects the rider from cold air while riding, helping the rider's comfort and reducing noise



Quick Release Strap:

For maximum ease of releasing the strap under the chin



Double D Ring Strap:

Secure & adjustable closure system for chin strap providing enhanced safety



Padded Comfort Chinstrap

Prevents breakage of strap, providing maximum protection during any unfortunate impact



Removable Washable Liner:

Ability to remove and clean the liners for maintaining freshness over time



Neck Roll:

Additional comfort padding for neck which is removable and washable



Moisture Management Antistatic Fabric:

Absorbs and evaporates sweat faster from riders face, increasing comfort during extended usage



Breathable Liner:

Breathability causes more air flow inside the helmet liner and as a result faster evaporation of sweat in the helmet liner



ECE22.06

ECE 22.06 Certified



DOT
FMVSS NO. 218
CERTIFIED

DOT



P/J Certified:

Dual certification of the helmet providing maximum safety while using the helmet as an open face or full face helmet



Emergency removable cheek pads:

In the event of any unfortunate incident, cheekpads can be removed quickly for easy and safe removal of helmet, protecting rider from further injury



Hypoallergenic Liner:

Protects rider from allergies or infections arising from continuous contact with damp helmet liners due to extended riding or on hot/rainy days



Speaker Pockets:

Small enclosure underneath the cheekpad to hold speakers and provide convenience



Eye Glass Easyfit:

Securely holds eyeglasses while riding



Anti-mist Visor Position:

Optimal placement of the visor to prevent fogging



Visor Lock 'n' release System:

Secures the visor in place during riding and enhances safety



Aerodynamic Spoiler:

Designed to improve aerodynamics and reduce drag



Enhanced Airflow System:

Provides enhanced cooling & ventilation during long rides



One Touch Quick Release Visor:

Fast & effortless visor removal/installation



SMK
HELMETS

#smkisyou

info@smkhelmets.com 

www.smkhelmets.com 

@SMKhelmets 

@SMKhelmets 

